

Gippsland PHN Health Needs

Our Vision: a measurably healthier Gippsland

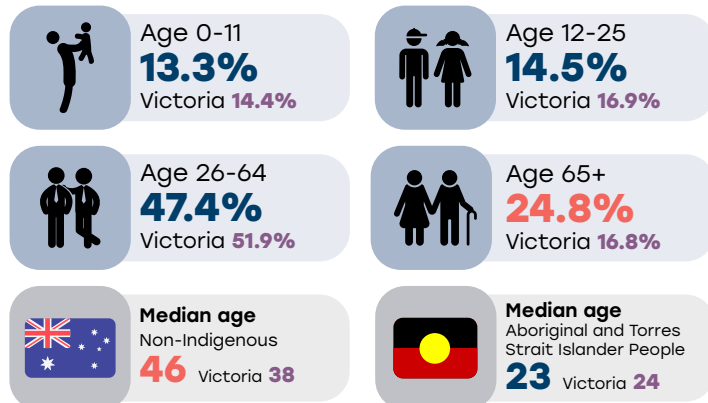
phn
GIPPSLAND

An Australian Government Initiative

Community Snapshot 2025

People

Age group Gippsland



Top five languages spoken at home (other than English)



Navy Text:
Gippsland Data

Purple Text:
Victoria Data

Orange Text:
Gippsland data among the highest / lowest 25% of areas in Victoria

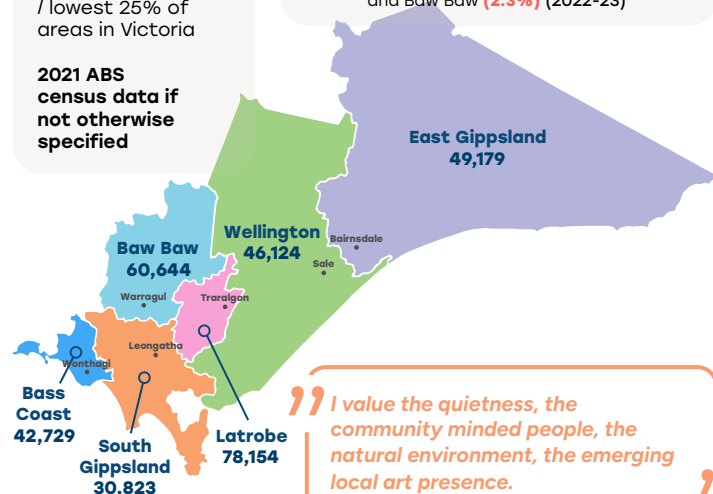
2021 ABS census data if not otherwise specified

Gippsland

Total Population (2023)

307,653

Projected population 2031: **338,070**
Highest population growth in Bass Coast (2.2%) and Baw Baw (2.3%) (2022-23)



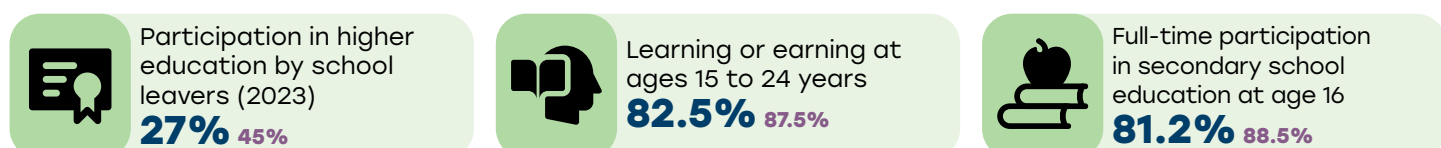
"I value the quietness, the community minded people, the natural environment, the emerging local art presence."

- Bass Coast resident

For every 100 people living in Gippsland

	Gippsland	Victoria
Aboriginal and/or Torres Strait Islander	2	1
Born in non-English speaking country	6	24
Need help with daily activities	8	6
Provided unpaid assistance to a person with a disability (15 years or older)	14	13
Did volunteer work (adults)	17	13
Experience very high disadvantage	15	10
People who used homelessness services (2023-24)	3	1
Current smokers (adults) (2020)	19	16
Consumed alcohol at levels likely to increase lifetime risk of harm (adults) (2017)	65	60
People 16 years or older who identify as LGBTI+ (2022)	5	

Education



“ I have grown up here and wouldn't want to live anywhere else... ”
- Latrobe City resident

“ Some of the main reasons why people move to Gippsland include a more relaxed lifestyle, good food and natural beauty. ”
- Gippsland resident

Employment

	Gippsland	Victoria
Labour force participation <i>Gippsland second lowest of PHN regions across Australia (2023)</i>	61.4%	68.1%
Unemployment rate (Jan 2025)	4.7%	4.7%
<ul style="list-style-type: none"> Youth unemployment Higher in Latrobe (7.1%) and East Gippsland (5.9%) 	15.1%	10.7%
	up from 4.5% in Jan 2024	up from 9.1% in Jan 2024

Largest employing industries in Gippsland Nov 2024 (compared to Nov 2023):	Gippsland	Nov 2023
Health care and social assistance	16.9%	17.9%
Construction	12%	10.9%
Education and training	10%	9.3%
Retail trade	9.7%	8.9%
Agriculture, forestry and fishing	6.6%	9.2%

Income

Children in low income or welfare dependent families (2023)
14.5% 10.8%

Age pension (people 65 years+) (2023)
60.7% 55.6%

Personal median weekly income
\$655 \$805

Aboriginal or Torres Strait Islander personal median weekly income
\$551 \$619

Housing

Social housing (rented)
2.8% 2.5%

Owned home
69.3% 63.4%

Households receiving rent assistance (2023)
15.2% 11.6%

Poverty

Adults who had no money to buy food in the past year (2020)
7.9% 5.9%

Adults able to raise \$2,000 within 2 days in an emergency (2020)
77% 81%

Social

Adolescents who report being bullied (year 7-9) (2023)
21% 16.9%

Adults who report feeling undervalued by society (2020)
12.5% 11%

Adults who believe multiculturalism makes life in their area better (2020)
52% 63.5%

Gambling

Gaming machine losses Gippsland venues (2023-24)
\$154 Million

Crime

- Higher **criminal offence rate** compared to Victoria in Latrobe **+86%**, East Gippsland **+34%**, Wellington **+28%** (2024)
- Higher rates of **family violence incidents** compared to Victoria in East Gippsland **+110%**, Latrobe **+94%** and Wellington **+53%**. (2024)

Access to services

	Gippsland	Victoria
People who travel to work by public transport	1.5%	12.6%
Persons aged 20+ with private health insurance, <i>Gippsland lowest PHN region in Australia (2020-21)</i>	28.1%	39.5%
Australian Digital Inclusion Index (2022)	69.5	74.0
GP consultations that were bulk billed (no gap payment) (Oct 2024)	87%	77%
Percent of people accessing a GP (2022-23)	89%	86%