

# Gippsland PHN Health Needs

Our Vision: a measurably healthier Gippsland

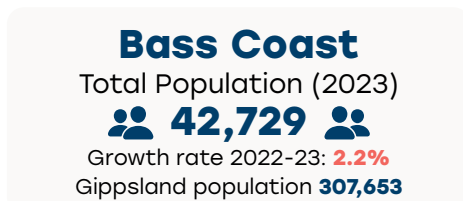
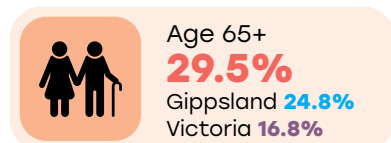
**phn**  
GIPPSLAND

An Australian Government Initiative

## Bass Coast Shire 2025

### Snapshot

#### People

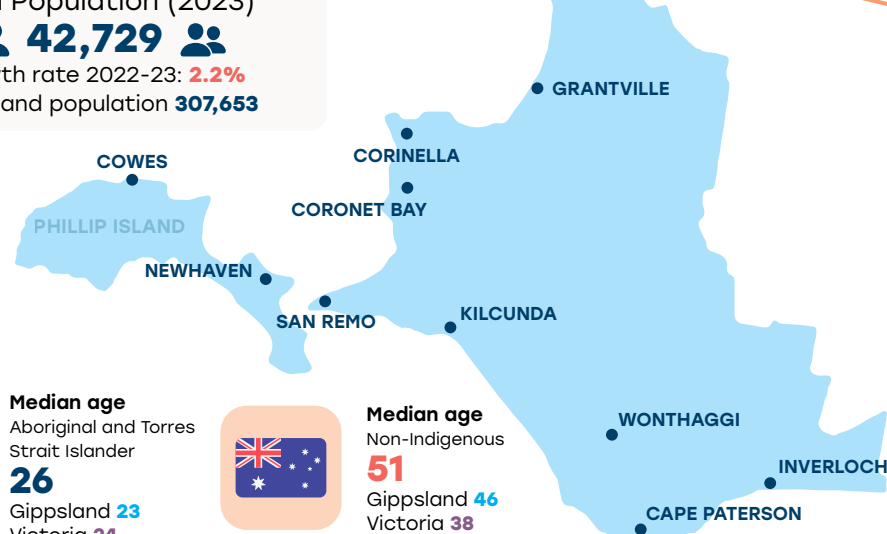


**Median age**  
Aboriginal and Torres  
Strait Islander  
**26**  
Gippsland **23**  
Victoria **24**

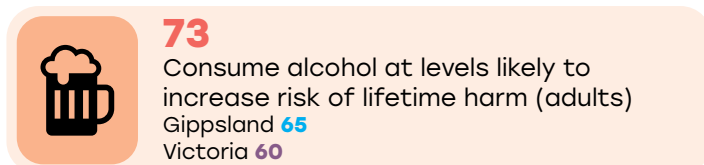
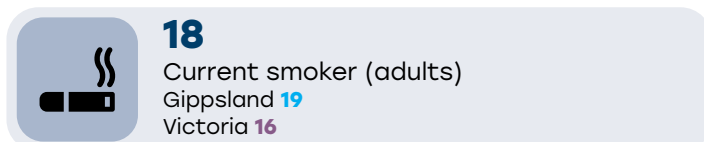
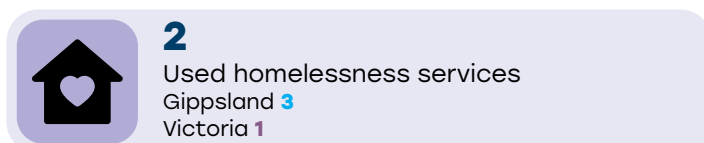
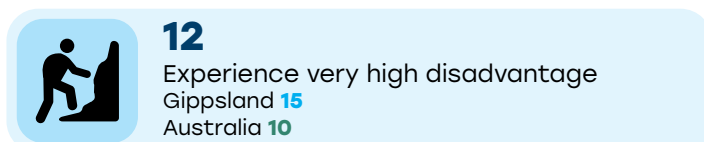
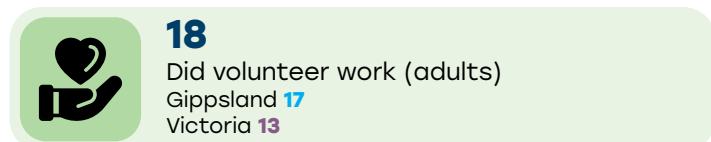
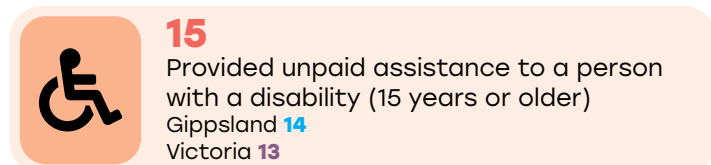
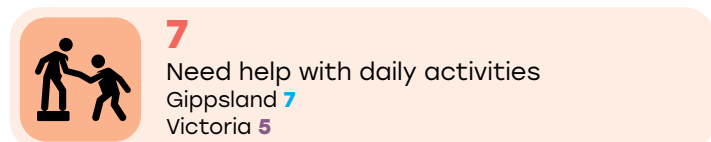
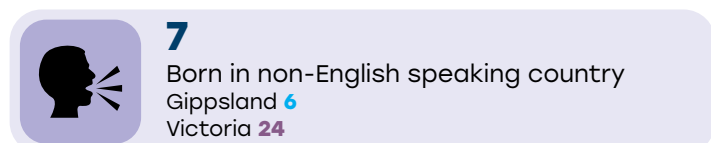
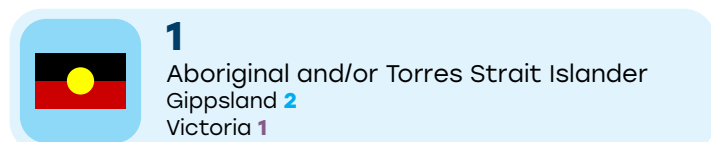


**Median age**  
Non-Indigenous  
**51**  
Gippsland **46**  
Victoria **38**

*More community events, arts festivals, neighbour, volunteer celebrations to bring people together.*  
- Community Member



#### For every 100 people in Bass Coast



Orange Text = Among highest / lowest 25% of areas in Victoria (or Australia).

Invest in improved walking and cycling paths throughout municipality.

- Community Member

Mental health services on tap that is easily obtained without jumping endless hoops and without waiting weeks.

- Community Member

## Prevention



### IMMUNISATION RATE

1 year old children

**92.5%**

Gippsland 92.3% Victoria 93.4%

5 year old children

**96.4%**

Gippsland 94.7% Victoria 94.8%



### CANCER SCREENING PARTICIPATION RATE

Breast (50-74 year olds) Bowel (50-74 year olds)

**51.5%**

Gippsland 51.8% Victoria 45.9%

**49.4%**

Gippsland 47.3% Victoria 43.9%

Cervical (25-74 year olds)

**54.8%**

Gippsland 56.4% Victoria 62.2%



### FAMILY VIOLENCE INCIDENCE RATE

Per 100,000 people

**1,910**

Victoria 1,865

Note that both immunisation rates and cancer screening rates dropped during the COVID-19 pandemic and they are not yet back to pre-pandemic levels.

## Health Issues

**Dementia** as per cent of all deaths

**Avoidable deaths** due to **heart related issues** (per 100,000)

**Avoidable deaths** due to **cancer** (per 100,000)

**Avoidable deaths** due to **chronic obstructive pulmonary disease** (per 100,000)

**Avoidable deaths** due to **diabetes** (per 100,000)

**Alcohol** intoxication ambulance attendances (per 100,000)

**Diagnosed mental health condition** (self-reported)

**Mental health**-related prescriptions (per cent of people with PBS subsidised or co-payment)

Bass Coast	Gippsland	Victoria
<b>7.4%</b>	<b>6.4%</b>	<b>9.1%</b> (Australia)
<b>31.4</b>	<b>40.6</b>	<b>33.3</b>
<b>26.7</b>	<b>33.7</b>	<b>27.5</b>
<b>7.3</b>	<b>13.8</b>	<b>8.5</b>
<b>5.3</b>	<b>5.9</b>	<b>5.5</b>
<b>531</b>	<b>-</b>	<b>394</b>
<b>10.7%</b>	<b>11.0%</b>	<b>8.8%</b>
<b>22.2%</b>	<b>22.2%</b>	<b>16.8%</b>

## Health Services and Workforce



**98**

Lower urgency Emergency Department presentations per 1,000 people

Gippsland **163** Australia **124**



**44**

Psychologists (Full time equivalents per 100,000 people)

Gippsland **44** Victoria **117**



**90**

General practitioners (Full time equivalents per 100,000 people)

Gippsland **118** Victoria **111**



**9.2%**

Mental health attendance to GP

Gippsland **8.7%** Australia **9.8%**



**1,105**

Nurses and midwives (Full time equivalents per 100,000 people)

Gippsland **1,293** Victoria **1,352**



**2.0%**

Clinical psychologist attendance

Gippsland **1.4%** Australia **2.0%**

Orange Text = Among highest/lowest 25% of areas in Victoria (or Australia).

Version 2 March 2025 Please contact [tellgippslandphn@gphn.org.au](mailto:tellgippslandphn@gphn.org.au) with feedback or to request a reference list.

Access more Gippsland PHN publications here