

Gippsland PHN Health Needs

Our Vision: a measurably healthier Gippsland

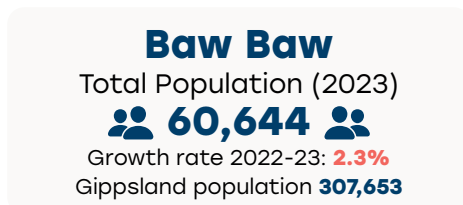
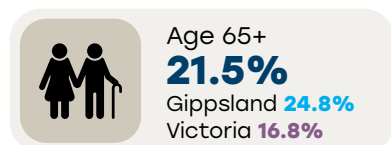
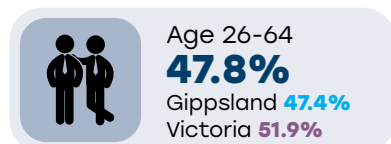
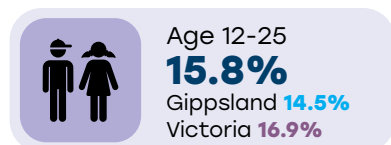
phn
GIPPSLAND

An Australian Government Initiative

Baw Baw Shire 2025

Snapshot

People



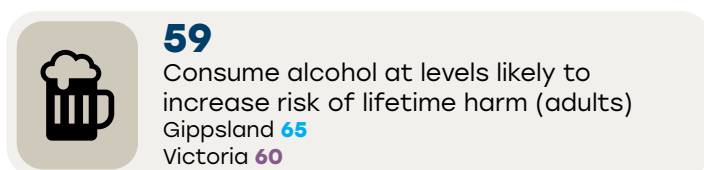
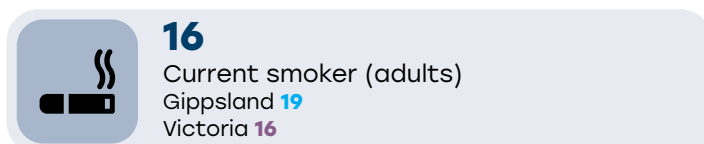
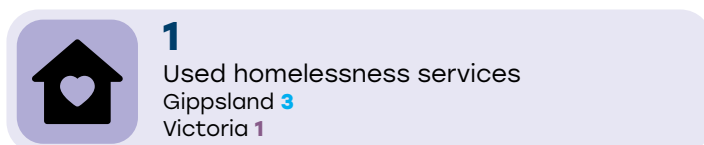
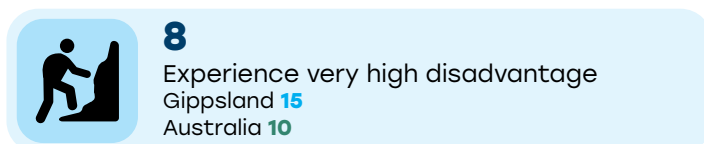
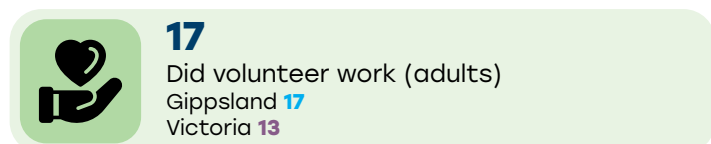
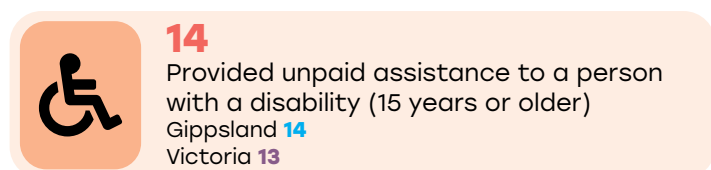
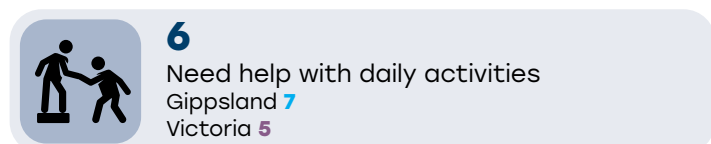
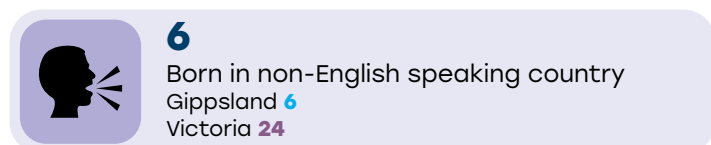
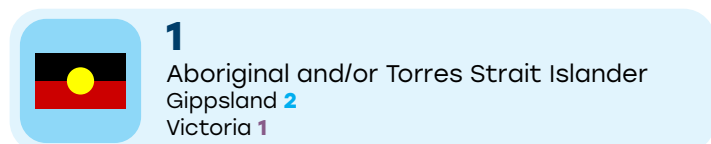
Median age
Aboriginal and Torres Strait Islander
23
Gippsland 23
Victoria 24



Median age
Non-Indigenous
42
Gippsland 46
Victoria 38



For every 100 people in Baw Baw



Orange Text = Among highest / lowest 25% of areas in Victoria (or Australia).

” Invest in our teens - in their mental health.
- Community Member ”

” To educate accepting diversity and inclusion in the community.
- Community Member ”

phn
GIPPSLAND

An Australian Government Initiative

Prevention



IMMUNISATION RATE

1 year old children

91.8%

Gippsland 92.3% Victoria 93.4%

5 year old children

92.3%

Gippsland 94.7% Victoria 94.8%



CANCER SCREENING PARTICIPATION RATE

Breast (50-74 year olds) Bowel (50-74 year olds)

50.7%

Gippsland 51.8% Victoria 45.9%

47.0%

Gippsland 47.3% Victoria 43.9%

Cervical (25-74 year olds)

59.7%

Gippsland 56.4% Victoria 62.2%



FAMILY VIOLENCE INCIDENCE RATE

Per 100,000 people

1,952

Victoria 1,865

Note that both immunisation rates and cancer screening rates dropped during the COVID-19 pandemic and they are not yet back to pre-pandemic levels.

Health Issues

Baw Baw Gippsland Victoria

Dementia as per cent of all deaths

6.6%

6.4%

9.1%
(Australia)

Avoidable deaths due to **heart related issues** (per 100,000)

31.8

40.6

33.3

Avoidable deaths due to **cancer** (per 100,000)

28.7

33.7

27.5

Avoidable deaths due to **chronic obstructive pulmonary disease** (per 100,000)

7.2

13.8

8.5

Avoidable deaths due to **diabetes** (per 100,000)

3.9

5.9

5.5

Alcohol intoxication ambulance attendances (per 100,000)

273

-

394

Diagnosed mental health condition (self-reported)

11.1%

11.0%

8.8%

Mental health-related prescriptions
(per cent of people with PBS subsidised or co-payment)

21.4%

22.2%

16.8%

Health Services and Workforce



153

Lower urgency Emergency Department presentations per 1,000 people

Gippsland **163** Victoria **124**



56

Psychologists (Full time equivalents per 100,000 people)

Gippsland **44** Victoria **117**



135

General practitioners (Full time equivalents per 100,000 people)

Gippsland **118** Victoria **111**



10.0%

Mental health attendance to GP

Gippsland **8.7%** Australia **7.9%**



1,059

Nurses and midwives (Full time equivalents per 100,000 people)

Gippsland **1,293** Victoria **1,352**



1.8%

Clinical psychologist attendance

Gippsland **1.4%** Australia **2.0%**

Orange Text = Among highest/lowest 25% of areas in Victoria (or Australia).

Version 2 March 2025 Please contact tellgippslandphn@gphn.org.au with feedback or to request a reference list.

Access more Gippsland PHN publications here