

Gippsland PHN Health Needs

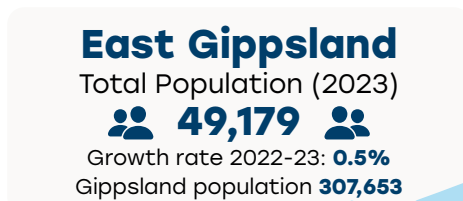
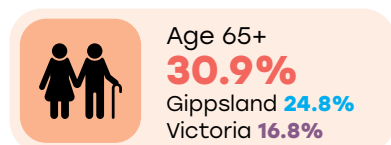
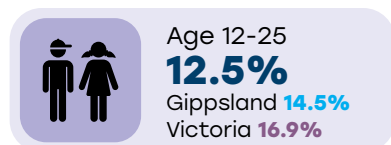
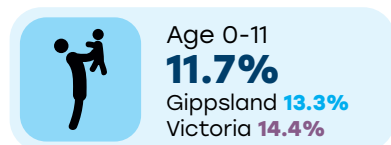
Our Vision: a measurably healthier Gippsland

phn
GIPPSLAND

An Australian Government Initiative

East Gippsland Shire 2025 Snapshot

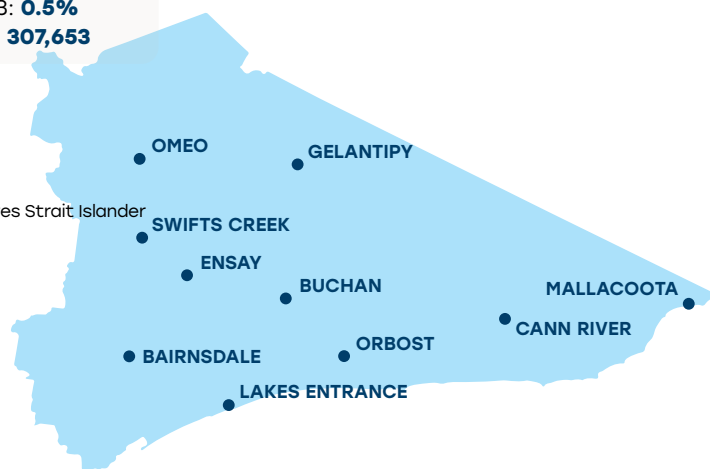
People



Median age
Aboriginal and Torres Strait Islander
23
Gippsland **23**
Victoria **24**

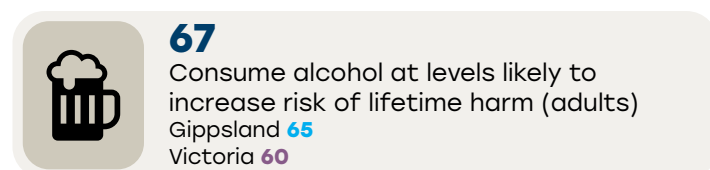
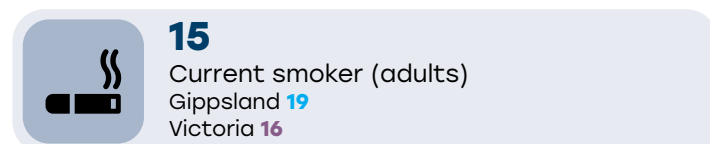
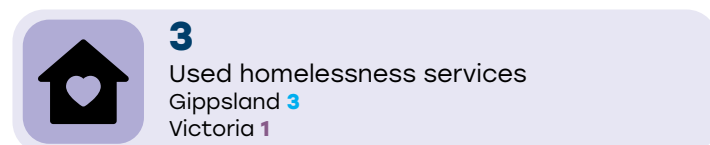
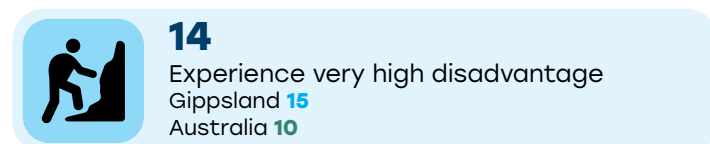
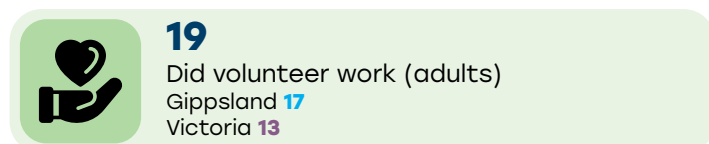
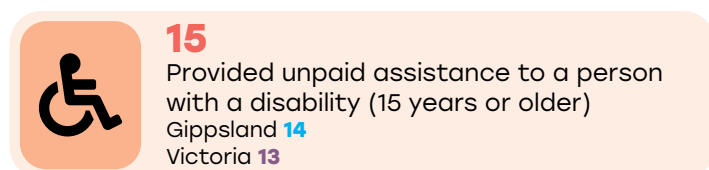
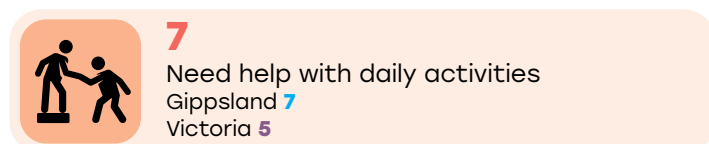
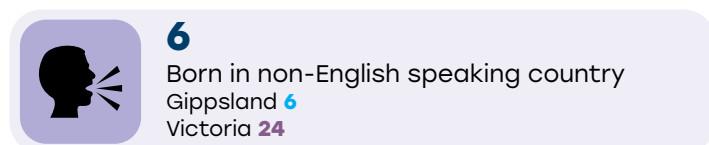
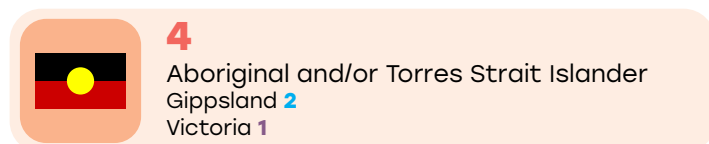


Median age
Non-Indigenous
53
Gippsland **46**
Victoria **38**



Too often we need to travel long distance for quality care.
- Community Member

For every 100 people in East Gippsland



The combined impact of Bushfire and COVID-19 continue to impact community members with complex trauma related mental health requirements.

- East Gippsland Recovery Reset

Orange Text = Among highest / lowest 25% of areas in Victoria (or Australia).

” Holistic services working in partnership with clinical services. ”
- Community Member

” Regular doctor to have available appointments. ”
- Community Member

phn
GIPPSLAND

An Australian Government Initiative

Prevention



IMMUNISATION RATE

1 year old children

93.0%

Gippsland 92.3% Victoria 93.4%

5 year old children

96.4%

Gippsland 94.7% Victoria 94.8%



CANCER SCREENING PARTICIPATION RATE

Breast (50-74 year olds) Bowel (50-74 year olds)

52.5%

Gippsland 51.8% Victoria 45.9%

50.6%

Gippsland 47.3% Victoria 43.9%

Cervical (25-74 year olds)

60.8%

Gippsland 56.4% Victoria 62.2%



FAMILY VIOLENCE INCIDENCE RATE

Per 100,000 people

3,914

Victoria 1,865

Note that both immunisation rates and cancer screening rates dropped during the COVID-19 pandemic and they are not yet back to pre-pandemic levels.

Health Issues

Dementia as per cent of all deaths

Avoidable deaths due to **heart related issues** (per 100,000)

Avoidable deaths due to **cancer** (per 100,000)

Avoidable deaths due to **chronic obstructive pulmonary disease** (per 100,000)

Avoidable deaths due to **diabetes** (per 100,000)

Alcohol intoxication ambulance attendances (per 100,000)

Diagnosed mental health condition (self-reported)

Mental health-related prescriptions (per cent of people with PBS subsidised or co-payment)

East Gippsland Gippsland Victoria

7.5% **6.4%** **9.1%** (Australia)

36.8 **40.6** **33.3**

33.8 **33.7** **27.5**

13.0 **13.8** **8.5**

4.9 **5.9** **5.5**

628 **-** **394**

10.5% **11.0%** **8.8%**

22.2% **22.2%** **16.8%**

Health Services and Workforce



153

Lower urgency Emergency Department presentations per 1,000 people

Gippsland **163** Australia **124**



39

Psychologists (Full time equivalents per 100,000 people)

Gippsland **44** Victoria **117**



113

General practitioners (Full time equivalents per 100,000 people)

Gippsland **118** Victoria **111**



6.6%

Mental health attendance to GP

Gippsland **8.7%** Victoria **7.9%**



1,240

Nurses and midwives (Full time equivalents per 100,000 people)

Gippsland **1,293** Victoria **1,352**



1.1%

Clinical psychologist attendance

Gippsland **1.4%** Victoria **2.0%**

Orange Text = Among highest/lowest 25% of areas in Victoria (or Australia).

Version 2 March 2025 Please contact tellgippslandphn@gphn.org.au with feedback or to request a reference list.

Access more Gippsland PHN publications here