

Gippsland PHN Health Needs

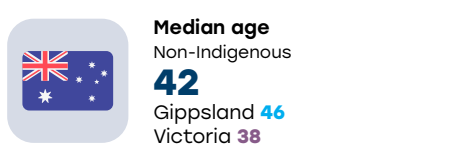
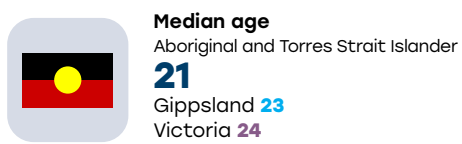
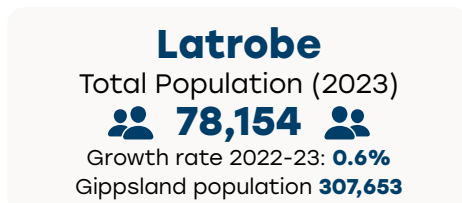
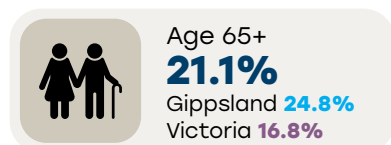
Our Vision: a measurably healthier Gippsland

phn
GIPPSLAND

An Australian Government Initiative

Latrobe City 2025 Snapshot

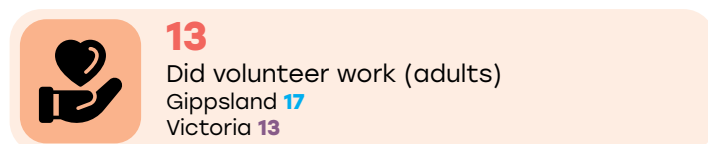
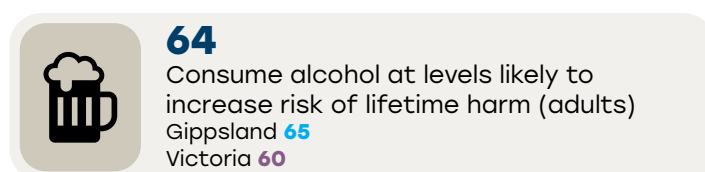
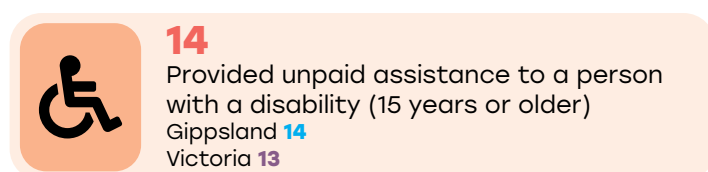
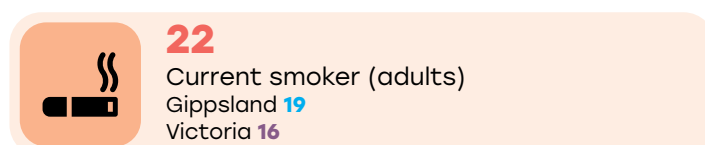
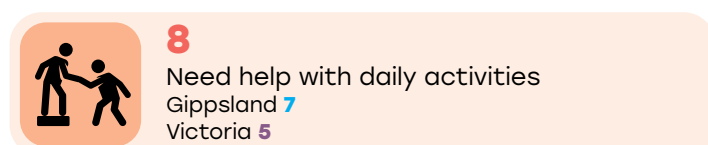
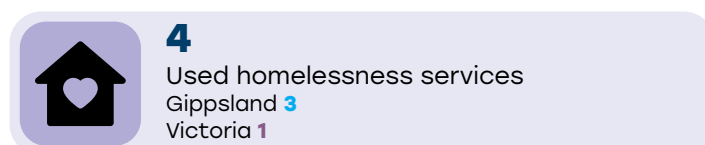
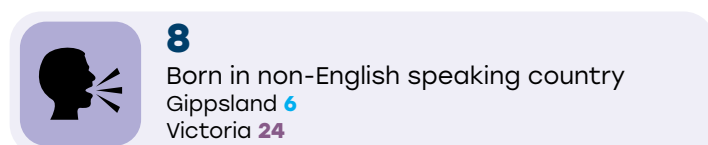
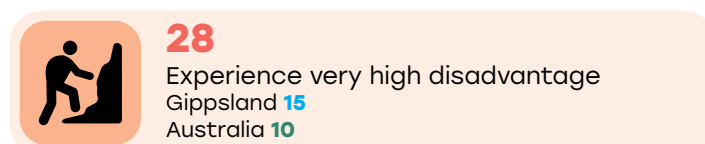
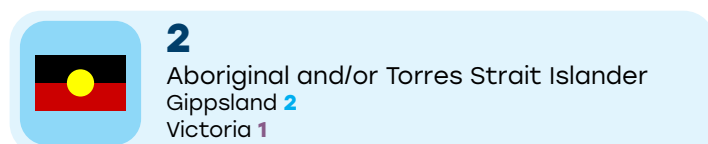
People



"The ability to provide a healthy environment for our community, while supporting meaningful employment opportunities."
- Community Member



For every 100 people in Latrobe



Orange Text = Among highest / lowest 25% of areas in Victoria (or Australia).

” Encourage people to walk and ride around the towns where possible to help encourage a healthy lifestyle... ”

- Community Member

” Create pride in the area...for the locals and then tourists will notice. ”

- Community Member

Prevention



IMMUNISATION RATE

1 year old children

93.1%

Gippsland 92.3% Victoria 93.4%

5 year old children

94.7%

Gippsland 94.7% Victoria 94.8%



CANCER SCREENING PARTICIPATION RATE

Breast (50-74 year olds) Bowel (50-74 year olds)

52.8%

Gippsland 51.8% Victoria 45.9%

44.5%

Gippsland 47.3% Victoria 43.9%

Cervical (25-74 year olds)

54.1%

Gippsland 56.4% Victoria 62.2%



FAMILY VIOLENCE INCIDENCE RATE

Per 100,000 people

3,617

Victoria 1,865

Note that both immunisation rates and cancer screening rates dropped during the COVID-19 pandemic and they are not yet back to pre-pandemic levels.

Health Issues

Dementia as per cent of all deaths

Avoidable deaths due to **heart related issues** (per 100,000)

Avoidable deaths due to **cancer** (per 100,000)

Avoidable deaths due to **chronic obstructive pulmonary disease** (per 100,000)

Avoidable deaths due to **diabetes** (per 100,000)

Alcohol intoxication ambulance attendances (per 100,000)

Diagnosed mental health condition (self-reported)

Mental health-related prescriptions (per cent of people with PBS subsidised or co-payment)

Latrobe Gippsland Victoria

5.9% **6.4%** **9.1%**
(Australia)

55.7 **40.6** **33.3**

41.3 **33.7** **27.5**

22.2 **13.8** **8.5**

9.2 **5.9** **5.5**

623 **-** **394**

12.2% **11.0%** **8.8%**

22.3% **22.2%** **16.8%**

Health Services and Workforce



202

Lower urgency Emergency Department presentations per 1,000 people

Gippsland **163** Australia **124**



43

Psychologists (Full time equivalents per 100,000 people)

Gippsland **44** Victoria **117**



109

General practitioners (Full time equivalents per 100,000 people)

Gippsland **118** Victoria **111**



9.1%

Mental health attendance to GP

Gippsland **8.7%** Australia **7.9%**



1,751

Nurses and midwives (Full time equivalents per 100,000 people)

Gippsland **1,293** Victoria **1,352**



1.1%

Clinical psychologist attendance

Gippsland **1.4%** Victoria **2.0%**

Orange Text = Among highest/lowest 25% of areas in Victoria (or Australia).

Version 2 March 2025 Please contact tellgippslandphn@gphn.org.au with feedback or to request a reference list.

Access more Gippsland PHN publications here