

Gippsland PHN Health Needs

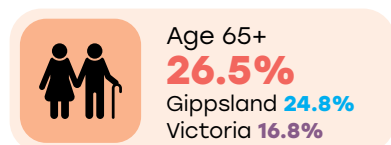
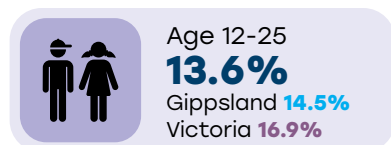
Our Vision: a measurably healthier Gippsland

phn
GIPPSLAND

An Australian Government Initiative

South Gippsland Shire 2025 Snapshot

People

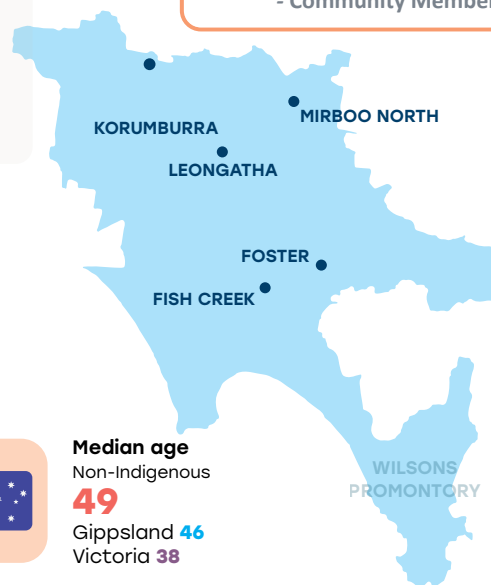


South Gippsland

Total Population (2023)


30,823

Growth rate 2022-23: **0.4%**
Gippsland population **307,653**

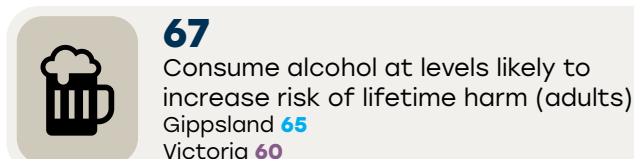
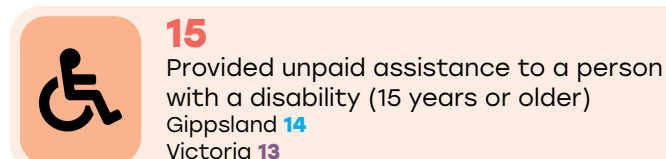
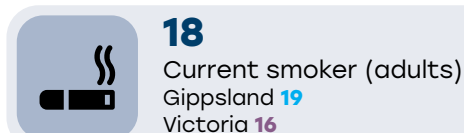
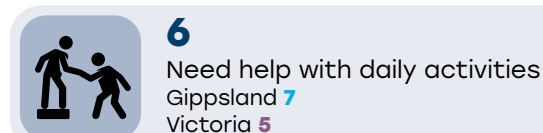
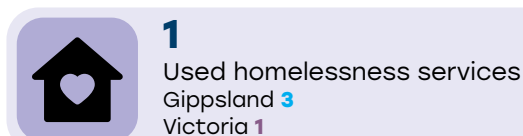
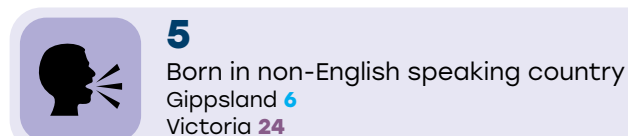
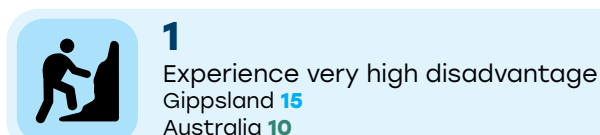
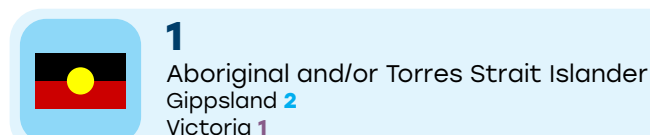


"I'd like to see many more opportunities for people to gather and connect and reduce their feelings of loneliness."

- Community Member



For every 100 people in South Gippsland



Orange Text = Among highest / lowest 25% of areas in Victoria (or Australia).

” I think healthy eating and a healthy lifestyle should be promoted more.
- Community Member **”**

” We need better communal-style housing and more models of social housing.
- Community Member **”**

Prevention



IMMUNISATION RATE

1 year old children

92.5%

Gippsland 92.3% Victoria 93.4%

5 year old children

96.4%

Gippsland 94.7% Victoria 94.8%



CANCER SCREENING PARTICIPATION RATE

Breast (50-74 year olds) Bowel (50-74 year olds)

51.5%

Gippsland 51.8% Victoria 45.9%

49.4%

Gippsland 47.3% Victoria 43.9%

Cervical (25-74 year olds)

54.8%

Gippsland 56.4% Australia 62.2%



FAMILY VIOLENCE INCIDENCE RATE

Per 100,000 people

1,741

Victoria 1,865

Note that both immunisation rates and cancer screening rates dropped during the COVID-19 pandemic and they are not yet back to pre-pandemic levels.

Health Issues

Dementia as per cent of all deaths

Avoidable deaths due to **heart related issues** (per 100,000)

Avoidable deaths due to **cancer** (per 100,000)

Avoidable deaths due to **chronic obstructive pulmonary disease** (per 100,000)

Avoidable deaths due to **diabetes** (per 100,000)

Alcohol intoxication ambulance attendances (per 100,000)

Diagnosed mental health condition (self-reported)

Mental health-related prescriptions
(per cent of people with PBS subsidised or co-payment)

South Gippsland Gippsland Victoria

6.7% **6.4%** **9.1%**
(Australia)

41.4 **40.6** **33.3**

36.3 **33.7** **27.5**

10.9 **13.8** **8.5**

4.5 **5.9** **5.5**

349 **-** **394**

9.7% **11.0%** **8.8%**

22.2% **22.2%** **16.8%**

Health Services and Workforce



98

Lower urgency Emergency Department presentations per 1,000 people

Gippsland **163** Australia **124**



28

Psychologists (Full time equivalents per 100,000 people)

Gippsland **44** Victoria **117**



135

General practitioners (Full time equivalents per 100,000 people)

Gippsland **118** Victoria **111**



9.2%

Mental health attendance to GP

Gippsland **8.7%** Victoria **7.9%**



1,019

Nurses and midwives (Full time equivalents per 100,000 people)

Gippsland **1,293** Victoria **1,352**



2.0%

Clinical psychologist attendance

Gippsland **1.4%** Victoria **2.0%**

Orange Text = Among highest/lowest 25% of areas in Victoria (or Australia).

Version 2 March 2025 Please contact tellgippslandphn@gphn.org.au with feedback or to request a reference list.

Access more Gippsland PHN publications here