

# Gippsland PHN Health Needs

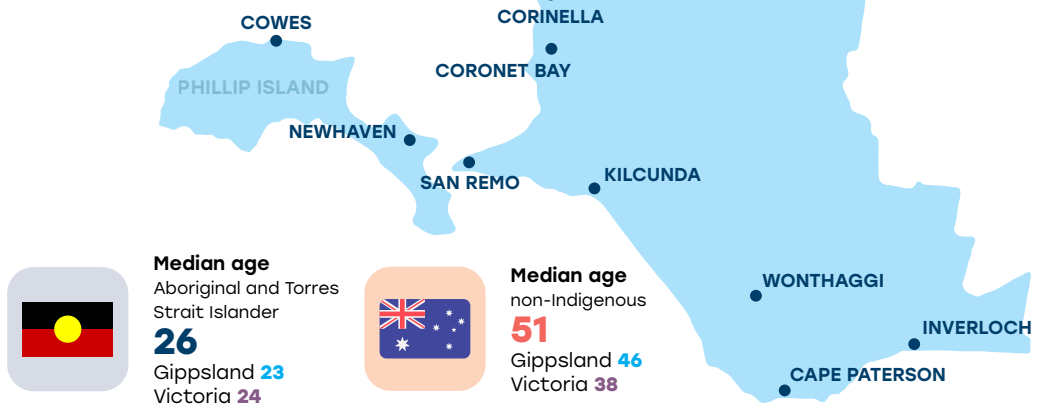
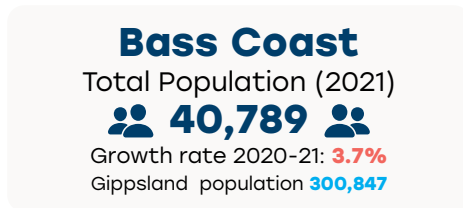
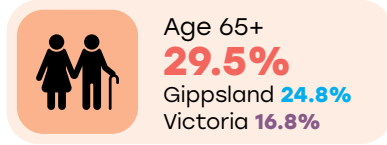
Our Vision: a measurably healthier Gippsland

phn  
GIPPSLAND

An Australian Government Initiative

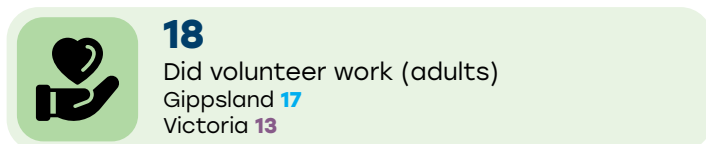
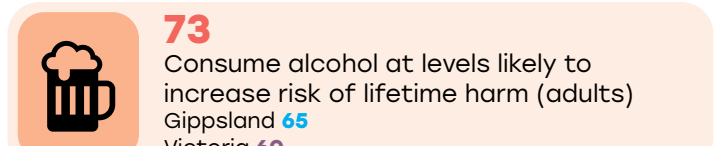
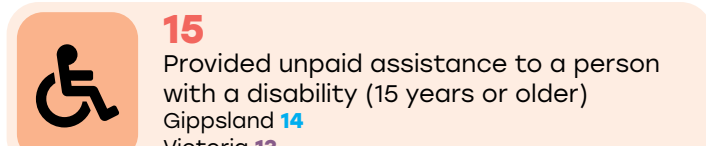
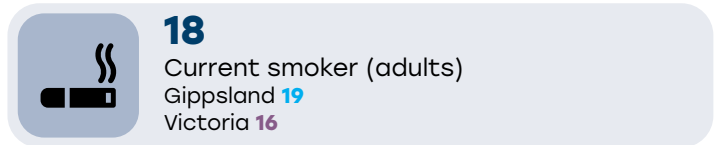
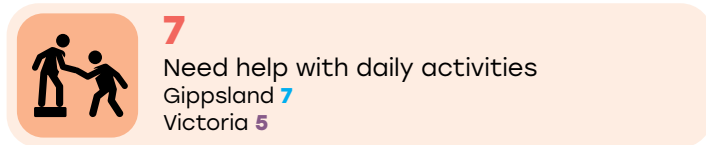
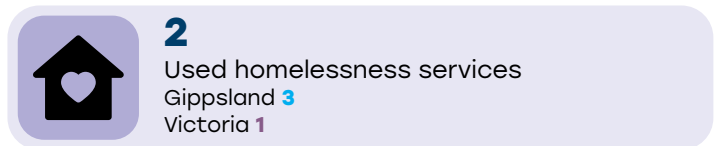
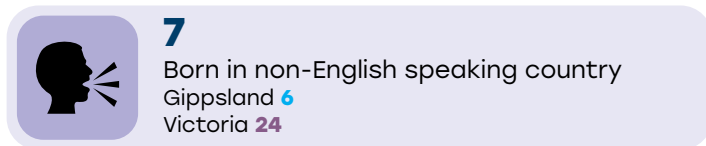
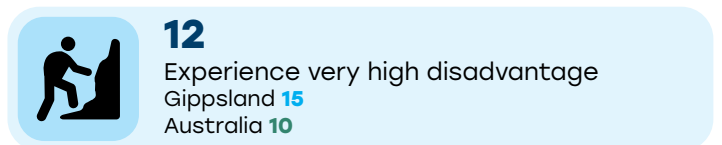
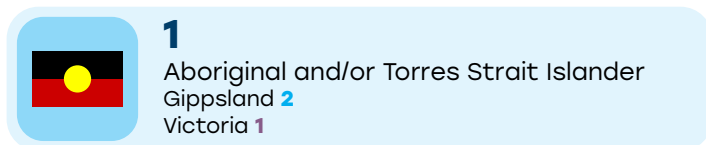
## Bass Coast Shire 2022 Snapshot

### People



More community events, arts festivals, neighbour, volunteer celebrations to bring people together.  
- Community Member

### For every 100 people in Bass Coast



Orange Text = Bass Coast data are among highest / lowest 25% of areas in Victoria (or Australia)

” Invest in improved walking and cycling paths throughout municipality.

- Community Member

” Mental health services on tap that is easily obtained without jumping endless hoops and without waiting weeks.

- Community Member

## Prevention



### IMMUNISATION RATE

1 year old children

**95.5%**

Gippsland 94.2% Victoria 94.4%

5 year old children

**96.0%**

Gippsland 96.1% Victoria 95.3%



### CANCER SCREENING PARTICIPATION RATE

Breast (50-74 year olds) Bowel (50-74 year olds)

**51.5%**

Gippsland 51.8% Victoria 45.9%

**53.1%**

Gippsland 50.7% Victoria 46.5%

Cervical (25-74 year olds)

**50.7%**

Gippsland 51.4% Australia 55.7%



### FAMILY VIOLENCE INCIDENCE RATE

Per 100,000 people

**2,509**

Victoria 1,399

” Community housing availability for low socioeconomic families, currently there is a high need.

- Community Member

## Health Issues

	Bass Coast	Gippsland	Victoria
<b>Dementia</b> as per cent of all deaths	<b>8.1%</b>	<b>6.5%</b>	<b>8.7%</b> Australia
Avoidable deaths due to <b>heart related issues</b> (per 100,000)	<b>44.1</b>	<b>40.3</b>	<b>32.4</b>
Avoidable deaths due to <b>cancer</b> (per 100,000)	<b>42.3</b>	<b>35.9</b>	<b>28.2</b>
Avoidable deaths due to <b>Chronic Obstructive Pulmonary Disease</b> (per 100,000)	<b>10.2</b>	<b>13.1</b>	<b>8.3</b>
Avoidable deaths due to <b>diabetes</b> (per 100,000)	<b>6.0</b>	<b>5.9</b>	<b>5.1</b>
<b>Alcohol</b> intoxication ambulance attendances (per 100,000)	<b>612</b>	-	<b>455</b>
<b>Chlamydia</b> notifications per 100,000 people	<b>177</b>	-	<b>281</b>
<b>Mental health</b> -related prescriptions (per cent of people with PBS subsidised or co-payment)	<b>22.2%</b>	<b>22.2%</b>	<b>16.8%</b>

## Health Services and Workforce



**131**

Non or semi-urgent Emergency Department presentations per 1,000 people

Gippsland **182** Victoria **117**



**54**

Psychologists (Full Time Equivalents per 100,000 people)

Gippsland **49** Victoria **114**



**112**

General practitioners (Full Time Equivalents per 100,000 people)

Gippsland **118** Victoria **113**



**10.3%**

Mental health attendance to GP - per cent of people

Gippsland **10.3%** Victoria **9.8%**



**924**

Nurses and midwives (Full Time Equivalents per 100,000 people)

Gippsland **1,159** Victoria **1,242**



**2.1%**

Clinical psychologist attendance - per cent of people

Gippsland **1.5%** Victoria **2.2%**

Orange Text = Bass Coast data are among highest / lowest 25% of areas in Victoria (or Australia)