

Gippsland PHN Health Needs

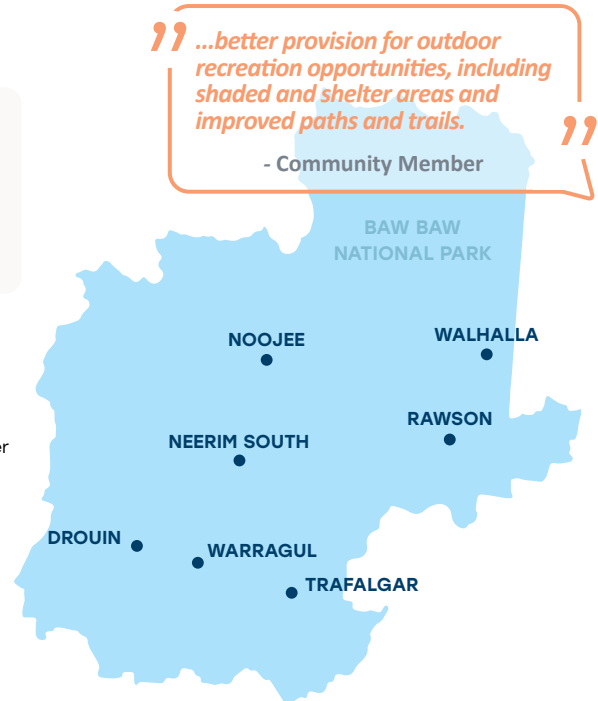
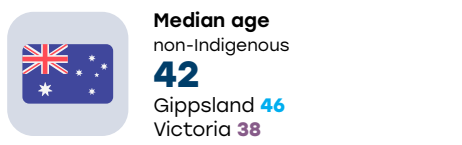
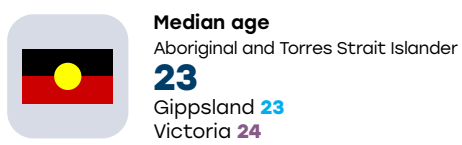
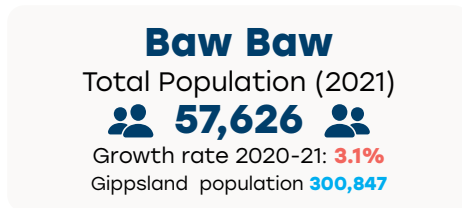
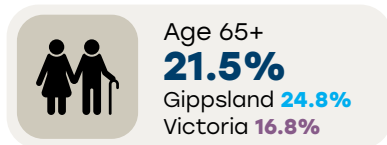
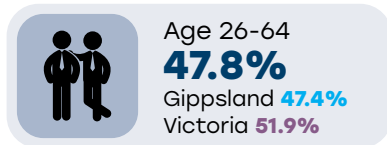
Our Vision: a measurably healthier Gippsland

phn
GIPPSLAND

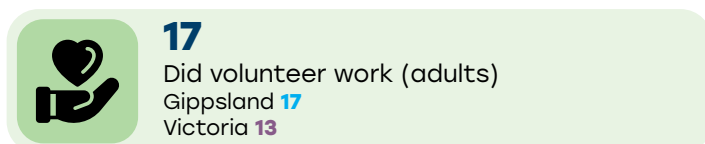
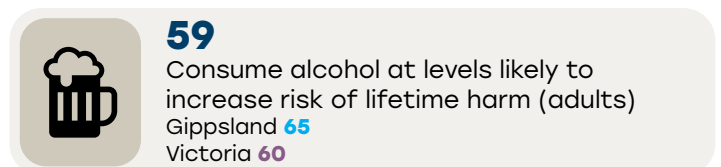
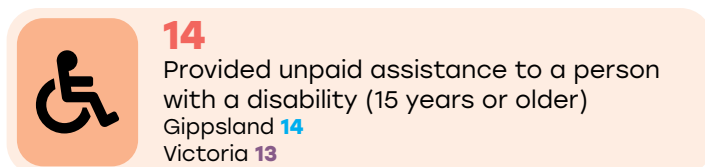
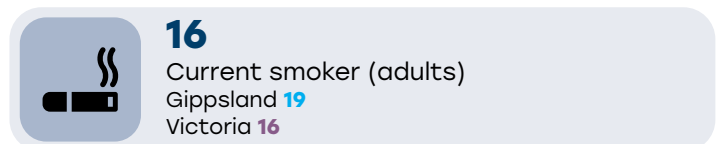
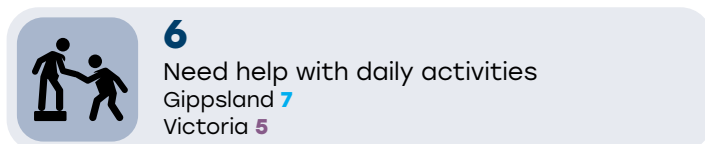
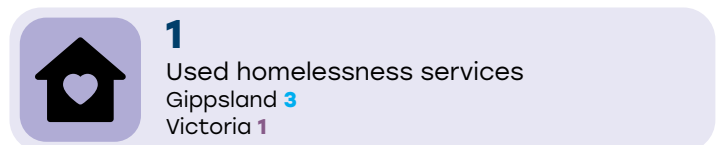
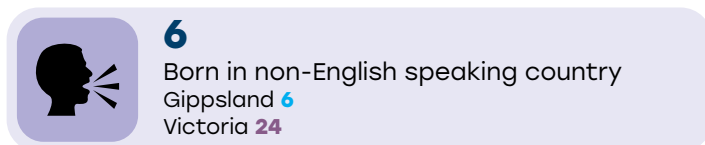
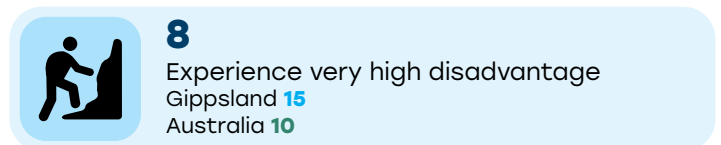
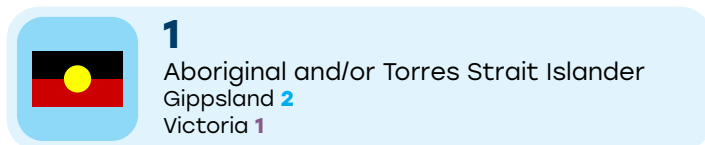
An Australian Government Initiative

Baw Baw Shire 2022 Snapshot

People



For every 100 people in Baw Baw



Orange Text = Baw Baw data are among highest / lowest 25% of areas in Victoria (or Australia)

” Invest in our teens - in their mental health.
- Community Member

” To educate accepting diversity and inclusion in the community.
- Community Member

Prevention



IMMUNISATION RATE

1 year old children

94.3%

Gippsland 94.2% Victoria 94.4%

5 year old children

95.7%

Gippsland 96.1% Victoria 95.3%



CANCER SCREENING PARTICIPATION RATE

Breast (50-74 year olds) Bowel (50-74 year olds)

50.7%

Gippsland 51.8% Victoria 45.9%

50.6%

Gippsland 50.7% Victoria 46.5%

Cervical (25-74 year olds)

55.1%

Gippsland 51.4% Australia 55.7%



FAMILY VIOLENCE INCIDENCE RATE

Per 100,000 people

1,830

Victoria 1,399

” ...new developments allow space for residential gardens and that the local food markets and food production business are supported.
- Community Member

Health Issues

Baw Baw Gippsland Victoria

Dementia as per cent of all deaths

6.4%

6.5%

8.7%
Australia

Avoidable deaths due to **heart related issues** (per 100,000)

40.1

40.3

32.4

Avoidable deaths due to **cancer** (per 100,000)

34.7

35.9

28.2

Avoidable deaths due to **Chronic Obstructive Pulmonary Disease** (per 100,000)

10.5

13.1

8.3

Avoidable deaths due to **diabetes** (per 100,000)

3.5

5.9

5.1

Alcohol intoxication ambulance attendances (per 100,000)

341

-

455

Chlamydia notifications per 100,000 people

390

-

281

Mental health-related prescriptions (per cent of people with PBS subsidised or co-payment)

21.4%

22.2%

16.8%

Health Services and Workforce



174

Non or semi-urgent Emergency Department presentations per 1,000 people

Gippsland **182** Victoria **117**



57

Psychologists (Full Time Equivalents per 100,000 people)

Gippsland **49** Victoria **114**



115

General practitioners (Full Time Equivalents per 100,000 people)

Gippsland **118** Victoria **113**



10.3%

Mental health attendance to GP - per cent of people

Gippsland **10.3%** Victoria **9.8%**



986

Nurses and midwives (Full Time Equivalents per 100,000 people)

Gippsland **1,159** Victoria **1,242**



2.3%

Clinical psychologist attendance - per cent of people

Gippsland **1.5%** Victoria **2.2%**

Orange Text = Baw Baw data are among highest / lowest 25% of areas in Victoria (or Australia)

Version 1 October 2022 Please contact tellmaria@gphn.org.au with feedback or to request a reference list.