

Gippsland PHN Health Needs

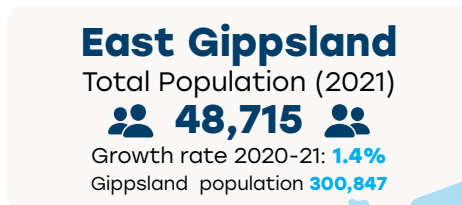
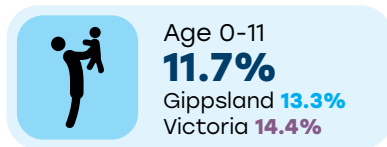
Our Vision: a measurably healthier Gippsland

phn
GIPPSLAND

An Australian Government Initiative

East Gippsland Shire 2022 Snapshot

People



Too often we need to travel long distance for quality care.
- Community Member



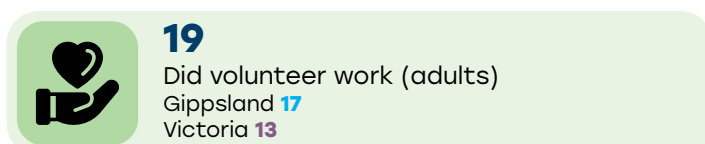
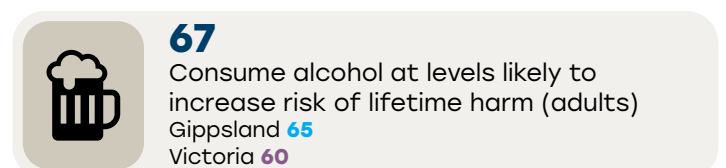
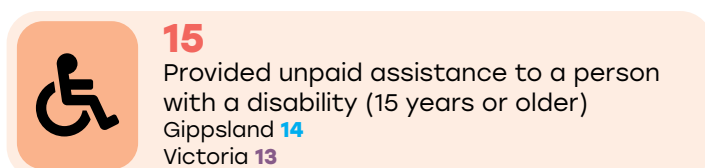
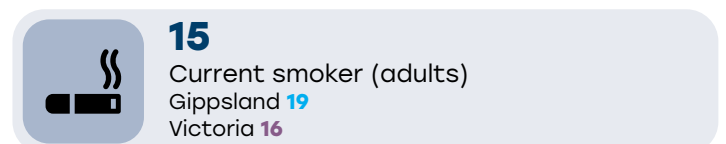
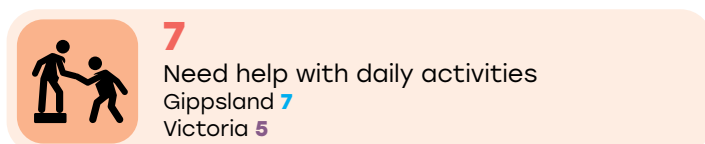
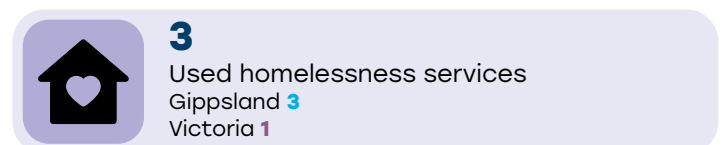
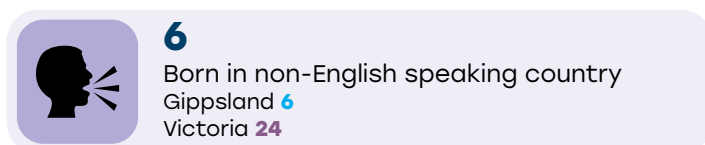
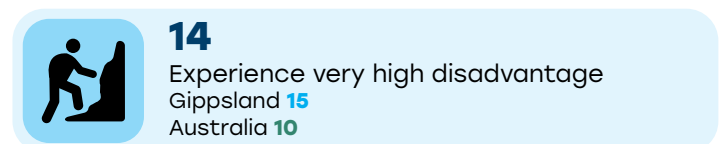
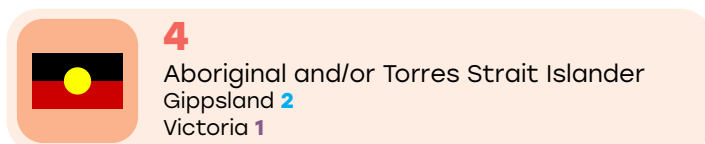
Median age
Aboriginal and Torres Strait Islander
23
Gippsland **23**
Victoria **24**



Median age
non-Indigenous
53
Gippsland **46**
Victoria **38**



For every 100 people in East Gippsland



The combined impact of Bushfire and COVID-19 continue to impact community members with complex trauma related mental health requirements.
- East Gippsland Recovery Reset

Orange Text = East Gippsland data are among highest / lowest 25% of areas in Victoria (or Australia)

” Holistic services working in partnership with clinical services. ”
- Community Member

” Regular doctor to have available appointments. ”
- Community Member

Prevention



IMMUNISATION RATE

1 year old children

94.1%

Gippsland 94.2% Victoria 94.4%

5 year old children

95.0%

Gippsland 96.1% Victoria 95.3%



CANCER SCREENING PARTICIPATION RATE

Breast (50-74 year olds) Bowel (50-74 year olds)

52.5%

Gippsland 51.8% Victoria 45.9%

53.9%

Gippsland 50.7% Victoria 46.5%

Cervical (25-74 year olds)

54.1%

Gippsland 51.4% Australia 55.7%



FAMILY VIOLENCE INCIDENCE RATE

Per 100,000 people

3,262

Victoria 1,399

” Educating myself about good nutrition... following up with a doctor when I need extra advice or blood tests etc. I find I really need to be self sufficient. ”
- Community Member

Health Issues

East Gippsland Gippsland Victoria

Dementia as per cent of all deaths

7.2% **6.5%** **8.7%**
Australia

Avoidable deaths due to **heart related issues** (per 100,000)

51.7 **40.3** **32.4**

Avoidable deaths due to **cancer** (per 100,000)

42.8 **35.9** **28.2**

Avoidable deaths due to **Chronic Obstructive Pulmonary Disease** (per 100,000)

14.9 **13.1** **8.3**

Avoidable deaths due to **diabetes** (per 100,000)

7.7 **5.9** **5.1**

Alcohol intoxication ambulance attendances (per 100,000)

612 **-** **455**

Chlamydia notifications per 100,000 people

187 **-** **281**

Mental health-related prescriptions (per cent of people with PBS subsidised or co-payment)

23.8% **22.2%** **16.8%**

Health Services and Workforce



176

Non or semi-urgent Emergency Department presentations per 1,000 people

Gippsland **182** Victoria **117**



44

Psychologists (Full Time Equivalents per 100,000 people)

Gippsland **49** Victoria **114**



128

General practitioners (Full Time Equivalents per 100,000 people)

Gippsland **118** Victoria **113**



8.3%

Mental health attendance to GP - per cent of people

Gippsland **10.3%** Victoria **9.8%**



1,131

Nurses and midwives (Full Time Equivalents per 100,000 people)

Gippsland **1,159** Victoria **1,242**



1.1%

Clinical psychologist attendance - per cent of people

Gippsland **1.5%** Victoria **2.2%**

Orange Text = East Gippsland data are among highest / lowest 25% of areas in Victoria (or Australia)