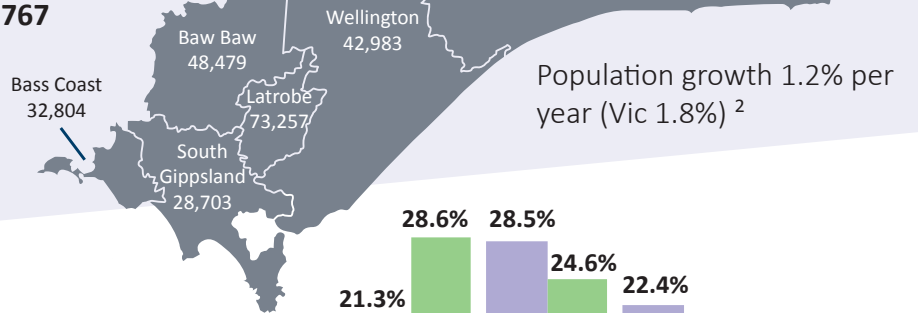


## Gippsland PHN Community Snapshot

# POPULATION

Gippsland total population  
2016 **271,416**

Gippsland projected  
population 2021  
**284,767**



Population growth 1.2% per year (Vic 1.8%)<sup>2</sup>



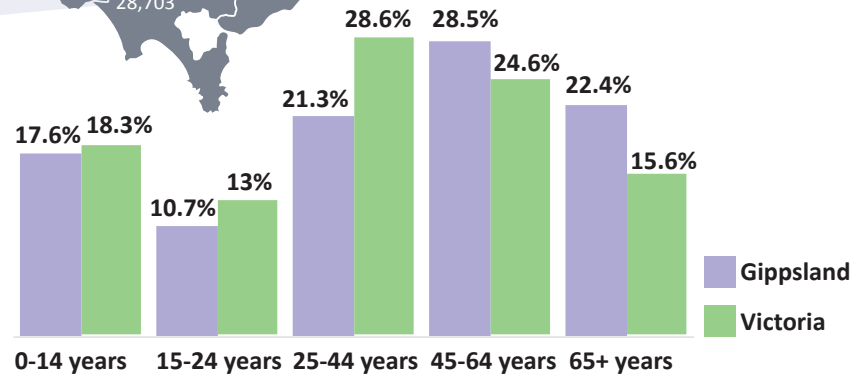
## AGE

### Median age<sup>1</sup>

Gippsland **45 years**  
(Vic **37 years**)

**Aboriginal or Torres Strait Islander**

Gippsland **22 years**  
(Vic **23 years**)









## FOR EVERY 100 GIPPSLAND PEOPLE

- People who need help with daily core activities<sup>1</sup>
- Aboriginal or Torres Strait Islander<sup>3</sup>
- People who travel to work by public transport<sup>1</sup>
- People who used homeless services<sup>6</sup>
- Adults with high or very high social isolation<sup>4</sup>
- Born in non-English speaking country<sup>1</sup>
- People over 15 years who provided unpaid assistance to a person with a disability<sup>1</sup>
- Adults who volunteer<sup>4</sup>
- People who identify as LGBTI<sup>5</sup>

	Gippsland	Victoria
People who need help with daily core activities <sup>1</sup>	7	5
Aboriginal or Torres Strait Islander <sup>3</sup>	2	1
People who travel to work by public transport <sup>1</sup>	1	13
People who used homeless services <sup>6</sup>	3	2
Adults with high or very high social isolation <sup>4</sup>	19	17
Born in non-English speaking country <sup>1</sup>	6	22
People over 15 years who provided unpaid assistance to a person with a disability <sup>1</sup>	13	12
Adults who volunteer <sup>4</sup>	29	23
<b>Total</b>	<b>10</b>	

## EDUCATION / EMPLOYMENT

	Gippsland	Victoria
 Household median weekly income <sup>1</sup>	\$1,048	\$1,419
 Aboriginal or Torres Strait Islander household median weekly income <sup>1</sup>	\$986	\$1,200
 Unemployment rate December 2018 <sup>7</sup>	1.5%-7.9%	4.8%
 Bachelor degree or above as highest education <sup>1</sup>	12.0%	24.3%
 Children in low income or welfare dependant families <sup>3</sup>	28.8%	19.3%
 Not engaged in employment, education or training (people 15 years or older) <sup>1</sup>	45.7%	31.0%

## INDUSTRY OF EMPLOYMENT

	Gippsland	Victoria
<b>1</b> Health care and social assistance	13.2%	13.1%
<b>2</b> Construction	13.0%	8.8%
<b>3</b> Retail trade	12.2%	10.7%
<b>4</b> Accommodation & food services	9.7%	6.9%
<b>5</b> Education & training	8.1%	9.1%
<b>6</b> Agriculture, forestry & fishing	5.7%	2.3%

### References

1. Australian Bureau of Statistics QuickStats census 2016; <https://www.abs.gov.au/websitedbs/D3310114.nsf/Home/2016%20QuickStats> 2. Victoria in Future 2016; <https://www.planning.vic.gov.au/land-use-and-population-research/victoria-in-future-2016> 3. Social Health Atlas, PHIDU; <http://phidu.torrens.edu.au/social-health-atlases> 4. Victorian Population Health Survey 2014, DHHS 5. Australian estimate from Australia's Health 2018, AIHW 6. Specialist Homelessness Services Collection 2017-18, AIHW 7. Department of Jobs and Small Business; <https://www.jobs.gov.au/employment-research-and-statistics?resource=>