

Gippsland PHN Health Needs

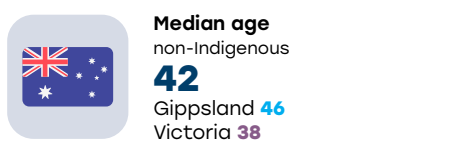
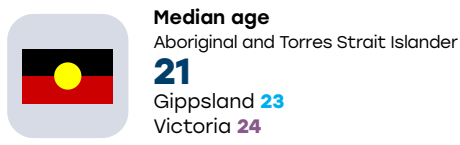
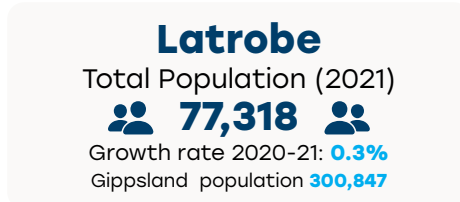
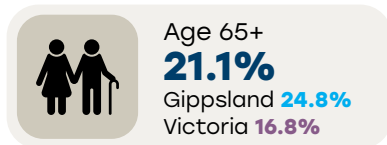
Our Vision: a measurably healthier Gippsland

phn
GIPPSLAND

An Australian Government Initiative

Latrobe City 2022 Snapshot

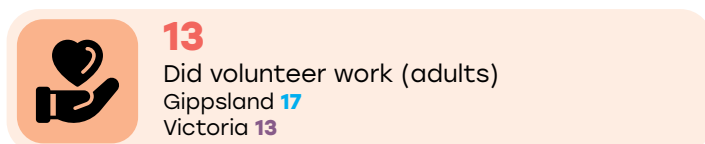
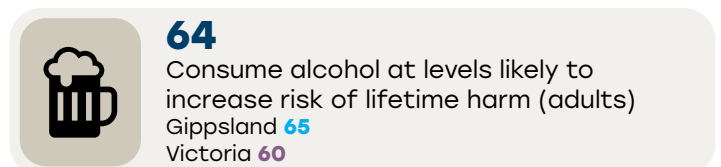
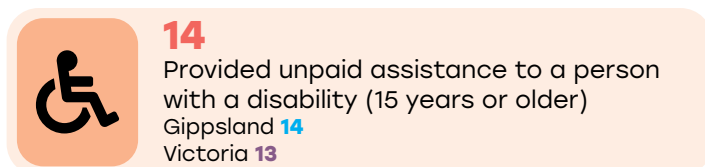
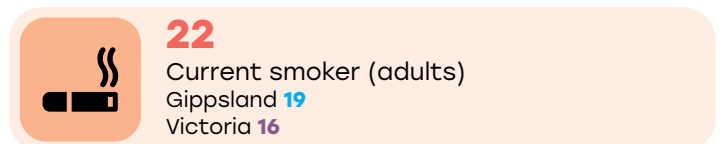
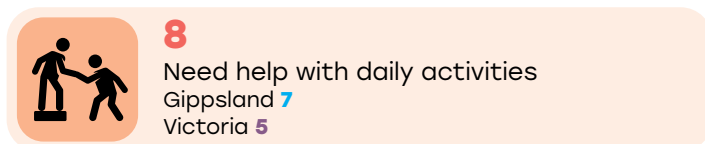
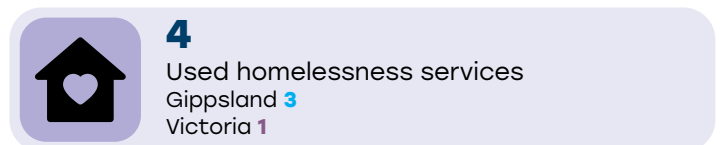
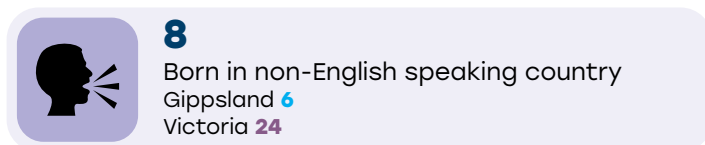
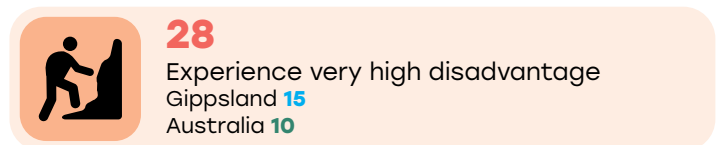
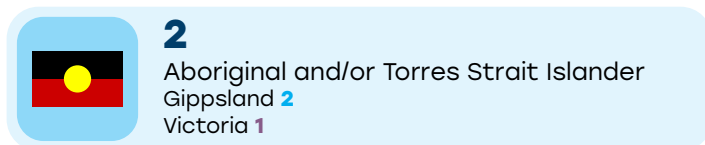
People



"The ability to provide a healthy environment for our community, while supporting meaningful employment opportunities."
- Community Member



For every 100 people in Latrobe



Orange Text = Latrobe data are among highest / lowest 25% of areas in Victoria (or Australia)

” Encourage people to walk and ride around the towns where possible to help encourage a healthy lifestyle... ”
- Community Member

” Create pride in the area...for the locals and then tourists will notice. ”
- Community Member

Prevention



IMMUNISATION RATE

1 year old children

93.4%

Gippsland 94.2% Victoria 94.4%

5 year old children

97.8%

Gippsland 96.1% Victoria 95.3%



CANCER SCREENING PARTICIPATION RATE

Breast (50-74 year olds) Bowel (50-74 year olds)

52.8%

Gippsland 51.8% Victoria 45.9%

47.7%

Gippsland 50.7% Victoria 46.5%

Cervical (25-74 year olds)

48.6%

Gippsland 51.4% Australia 55.7%



FAMILY VIOLENCE INCIDENCE RATE

Per 100,000 people

3,318

Victoria 1,399

” Gender equality and reducing rates of family violence, work needs to be done to challenge past views that are still ever present in rural areas. ”
- Community Member

Health Issues

Dementia as per cent of all deaths

Avoidable deaths due to **heart related issues** (per 100,000)

Avoidable deaths due to **cancer** (per 100,000)

Avoidable deaths due to **Chronic Obstructive Pulmonary Disease** (per 100,000)

Avoidable deaths due to **diabetes** (per 100,000)

Alcohol intoxication ambulance attendances (per 100,000)

Chlamydia notifications per 100,000 people

Mental health-related prescriptions (per cent of people with PBS subsidised or co-payment)

Latrobe Gippsland Victoria

6.3% **6.5%** **8.7%**
Australia

65.5 **40.3** **32.4**

52.7 **35.9** **28.2**

28.1 **13.1** **8.3**

12 **5.9** **5.1**

782 **-** **455**

237 **-** **281**

22.3% **22.2%** **16.8%**

Health Services and Workforce



217

Non or semi-urgent Emergency Department presentations per 1,000 people

Gippsland **182** Victoria **117**



44

Psychologists (Full Time Equivalents per 100,000 people)

Gippsland **49** Victoria **114**



107

General practitioners (Full Time Equivalents per 100,000 people)

Gippsland **118** Victoria **113**



9.8%

Mental health attendance to GP - per cent of people

Gippsland **10.3%** Victoria **9.8%**



1,555

Nurses and midwives (Full Time Equivalents per 100,000 people)

Gippsland **1,159** Victoria **1,242**



1.0%

Clinical psychologist attendance - per cent of people

Gippsland **1.5%** Victoria **2.2%**

Orange Text = Latrobe data are among highest / lowest 25% of areas in Victoria (or Australia)