

POLAR Walkthrough – Patients with no recorded smoking status (15 years old and over)

This walkthrough will demonstrate how to generate a patient list for patients over the age of 15, with no **smoking status** recorded.


Patient cohort:

All patients who:

- Have an 'Active' Patient Status in the clinical system
- Are 15 years or older
- Have no **smoking status** recorded

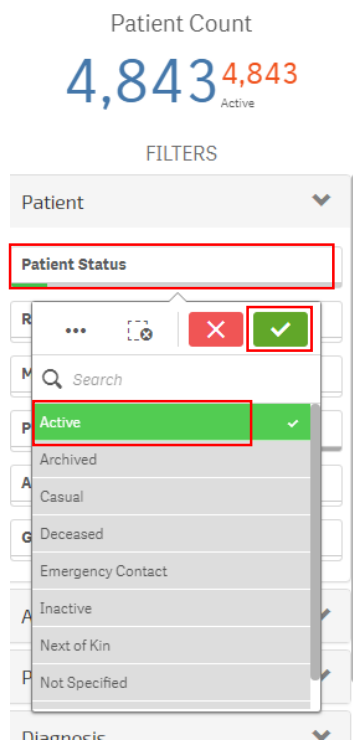
POLAR Report

Clinic Summary



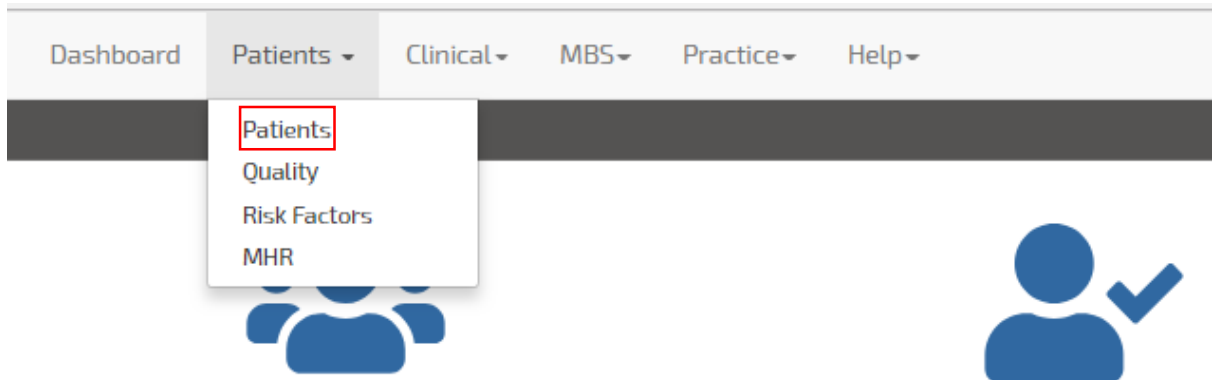
1. Active patient filter

- 1.1. Use the **Patient Filters**, and select *Active* from the **Patient Status** filter list. Remember to select the tick to confirm your selections.

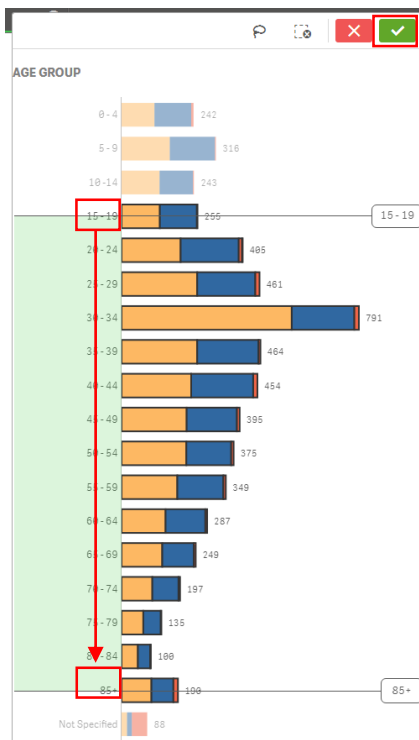


2. Patients 15 years and older

2.1. First, navigate to the patient page under the **Patients** menu item

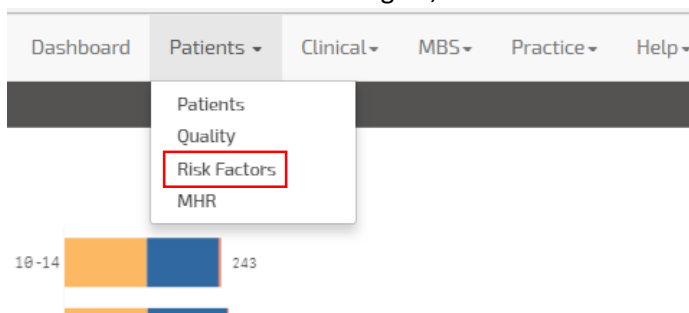


2.2. Under the **Age Group** visualisation, select the age groups from 15+ by clicking on the 15-19 group and dragging the cursor down to select all other relevant age groups and click the tick.

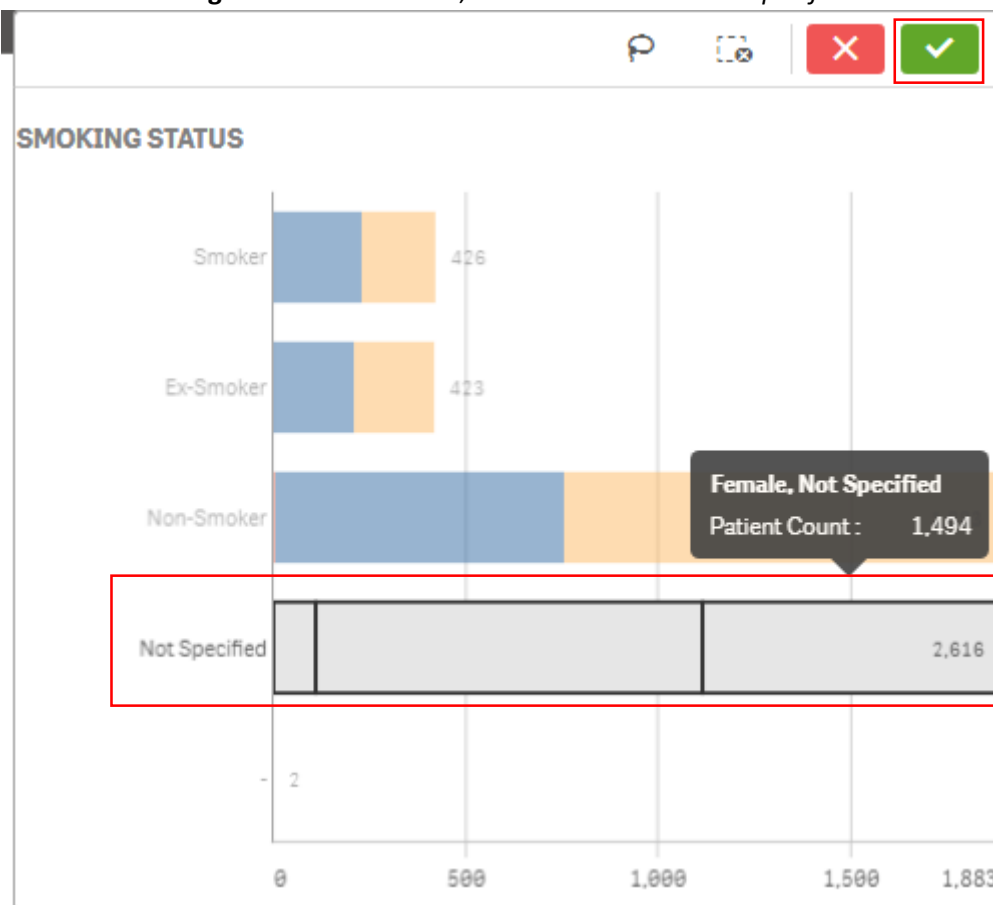


3. Patients with no recorded smoking status

3.1. Under the **Patient** menu item again, select the **Risk Factors** page



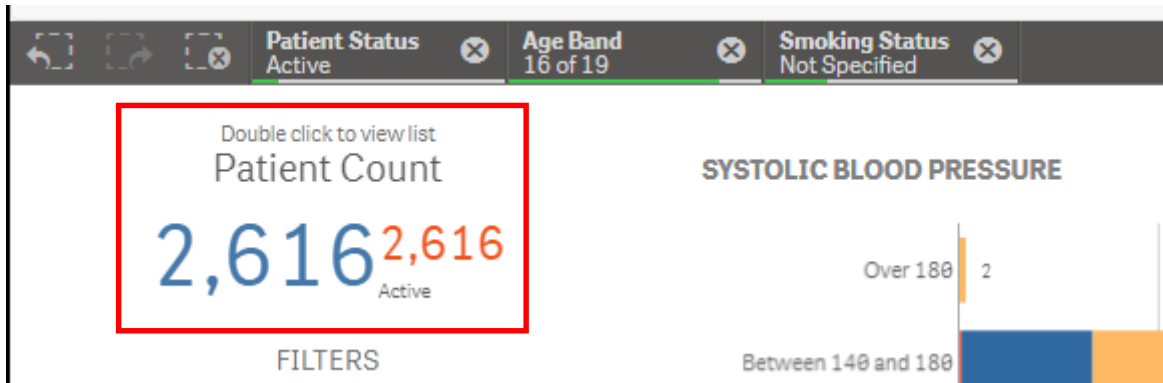
3.2. From the **Smoking Status** visualisation, select the item for *Not Specified* and click the tick



In summary, you now have all 'Active' patients from the age of 15, who have no **smoking status** recorded in their clinical record.

4. Viewing the patient list

4.1. Double click the **Patient Count** to view the patient list



Double click to view list
Patient Count
2,616 2,616
Active

FILTERS

SYSTOLIC BLOOD PRESSURE

Over 180	2
Between 140 and 180	

4.2. At the top of the patient list, click either “Export to Excel” or “Export to PDF” as required.



 Export to Excel  Export to PDF

ID	Surname
<input type="text"/>	<input type="text"/>
2	De Chiara
4	SUKER

We hope you find this POLAR walkthrough useful. If you have any queries, please feel free to contact the POLAR support team:

p. (03)8822 8444

e. support@outcomehealth.org.au