

Gippsland PHN Health Needs

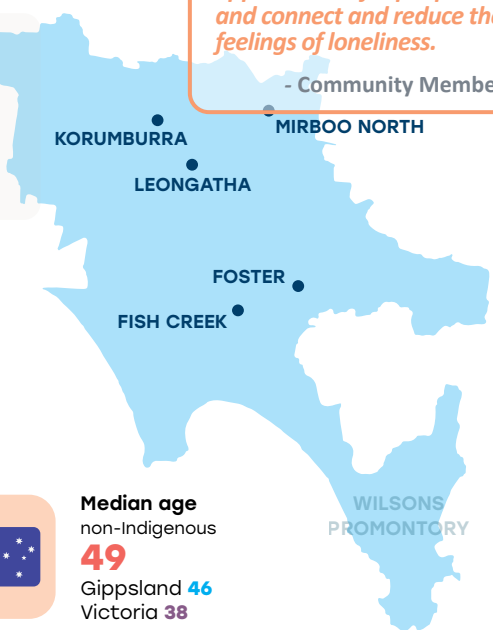
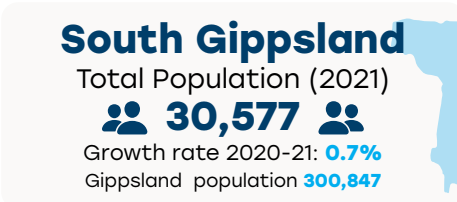
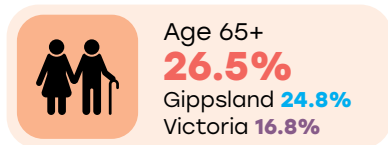
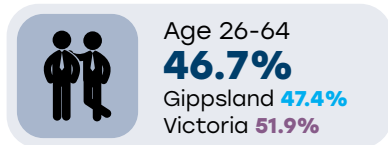
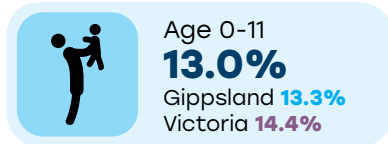
Our Vision: a measurably healthier Gippsland

phn
GIPPSLAND


An Australian Government Initiative

South Gippsland Shire 2022 Snapshot

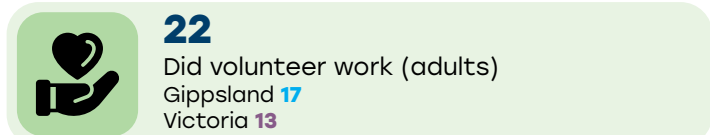
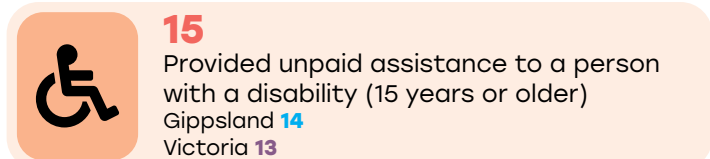
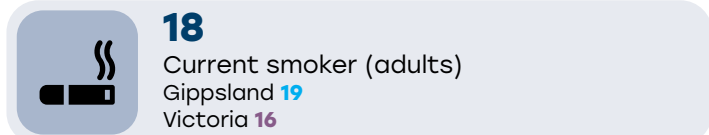
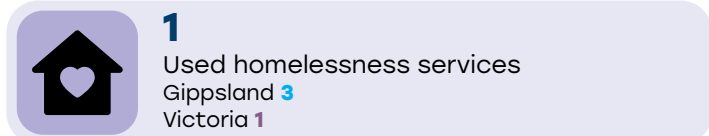
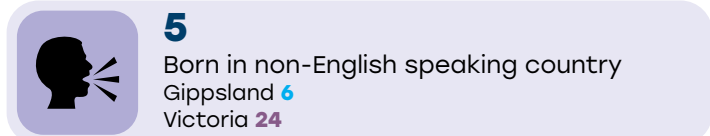
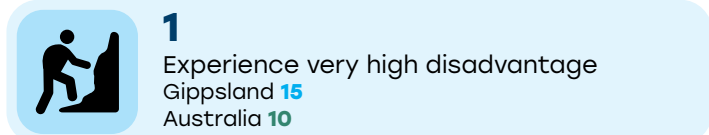
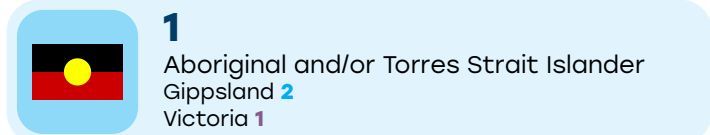
People



I'd like to see many more opportunities for people to gather and connect and reduce their feelings of loneliness.
- Community Member



For every 100 people in South Gippsland



Orange Text = South Gippsland data are among highest / lowest 25% of areas in Victoria (or Australia)

"I think healthy eating and a healthy lifestyle should be promoted more."
- Community Member

"We need better communal-style housing and more models of social housing."
- Community Member

Prevention



IMMUNISATION RATE

1 year old children

95.5%

Gippsland 94.2% Victoria 94.4%

5 year old children

96.0%

Gippsland 96.1% Victoria 95.3%



CANCER SCREENING PARTICIPATION RATE

Breast (50-74 year olds) Bowel (50-74 year olds)

51.5%

Gippsland 51.8% Victoria 45.9%

53.1%

Gippsland 50.7% Victoria 46.5%

Cervical (25-74 year olds)

50.7%

Gippsland 51.4% Australia 55.7%



FAMILY VIOLENCE INCIDENCE RATE

Per 100,000 people

1,746

Victoria 1,399

"I would like to see more action on reducing harm of drugs."
- Community Member

Health Issues

South Gippsland Gippsland Victoria

Dementia as per cent of all deaths

5.8% **6.5%** **8.7%**
Australia

Avoidable deaths due to **heart related issues** (per 100,000)

47.0 **40.3** **32.4**

Avoidable deaths due to **cancer** (per 100,000)

46.8 **35.9** **28.2**

Avoidable deaths due to **Chronic Obstructive Pulmonary Disease** (per 100,000)

12.9 **13.1** **8.3**

Avoidable deaths due to **diabetes** (per 100,000)

7.1 **5.9** **5.1**

Alcohol intoxication ambulance attendances (per 100,000)

426 - **455**

Chlamydia notifications per 100,000 people

166 - **281**

Mental health-related prescriptions (per cent of people with PBS subsidised or co-payment)

22.2% **22.2%** **16.8%**

Health Services and Workforce



131

Non or semi-urgent Emergency Department presentations per 1,000 people

Gippsland **182** Victoria **117**



34

Psychologists (Full Time Equivalents per 100,000 people)

Gippsland **49** Victoria **114**



142

General practitioners (Full Time Equivalents per 100,000 people)

Gippsland **118** Victoria **113**



10.3%

Mental health attendance to GP - per cent of people

Gippsland **10.3%** Victoria **9.8%**



962

Nurses and midwives (Full Time Equivalents per 100,000 people)

Gippsland **1,159** Victoria **1,242**



2.1%

Clinical psychologist attendance - per cent of people

Gippsland **1.5%** Victoria **2.2%**

Orange Text = South Gippsland data are among highest / lowest 25% of areas in Victoria (or Australia)